

Name \_\_\_\_\_

Date \_\_\_\_\_

# Zebra Zoo - Z

Name of Letter "Z"


Tracing Letter "Z" Activity

New Skills – top left – top right

top middle – bottom middle

bottom left – bottom right

Phonemic Awareness







**Teacher Directions:** Teach the concepts – top left – top right – top middle – bottom middle – bottom left – bottom right

1. Point to the zebra in the top right corner of the picture. Color the "Z" next to him – red.	4. Point to the zebra in the top left corner. Color the "Z" next to him yellow.
2. Point to the zebra in the bottom right corner of the picture. Color the "Z" next to him – green.	5. Point to the zebra in the bottom left corner. Color the "Z" next to him - brown.
3. Point to the zebra in the top middle of the picture. Color the "Z" next to him – orange.	6. Point to the zebra in the bottom middle of the picture. Color the "Z" next to him purple.

## PHONEMIC AWARENESS – Beginning Sound of "Z"

Does the picture below begin with the sound of Z – "zzzz" – Circle "yes" or "no"

1.  yes no	2.  yes no	3.  yes no	4.  yes no	5.  yes no
--	--	--	---	--