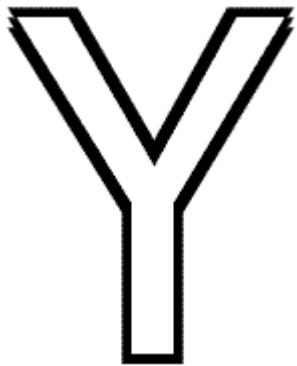


Name _____


Date _____



Yelling YoYo – Y



Name of Letter “Y”
 Tracing letter “Y” Activity
 New Skills – none
 Review Skills – right – left - middle
 Phonemic Awareness Activity





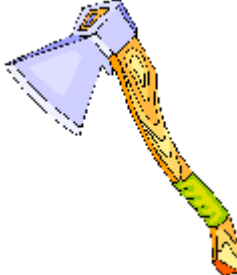

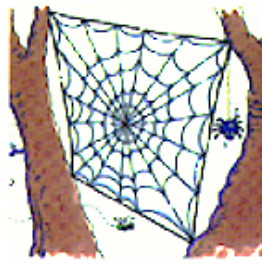
Teacher Directions

The letter “y” looks like a “v” except that it has a long stick pointing downward. Listen to the clues I give and try to find the correct letter “y.”

1. Put your finger on the face of the Yelling Yo-Yo. Color the “y” to the right of him – yellow.
2. Put your finger on the boy’s head. Color the “y” to the right of his head – blue.
3. Put your finger on the boy’s tie. Color the “y” to the left of it – orange.
4. Put your finger on the Yo-Yo. Color the “y” to the left of the Yo-Yo – red.
5. Put your finger on the “Y” that is in the middle of the orange and red “Y’s. Color it green.
6. Put your finger on the “Y” in the middle of the blue and yellow “Y’s.” Color it purple.

PHONEMIC AWARENESS – Sound of Letter “Y”

Do you hear the sound of “Y” – “Yuh” at the beginning of the words below – circle “yes” or “no”

<p>1.</p>  <p>yes no</p>	<p>2.</p>  <p>yes no</p>	<p>3.</p>  <p>yes no</p>	<p>4.</p>  <p>yes no</p>	<p>5.</p>  <p>yes no</p>
---	---	---	--	---