

Name \_\_\_\_\_

Date \_\_\_\_\_



# The Fox Box – X

Name of Letter “X”

Tracing letter “X” Activity

New Skills – nearest - farthest

Review Skills – shortest – tallest - below

Phonemic Awareness Activity






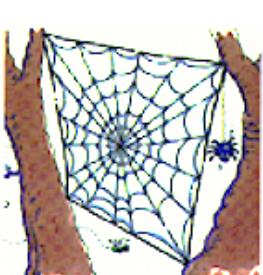

## Teacher Directions

Teach the skills – nearest – farthest – tallest – shortest and below. Then read the clues below to help the children find the correct answers.

1. Point to the fox standing nearest to the box of grapes. Color the “x” by his foot – yellow.
2. Point to the fox nearest to the bottom of the tree. Color the “x” over his head – blue.
3. Point to the fox farthest away from the box. Color the “x” above her head – purple.
4. Which fox looks the tallest in the picture? Color the “x” above his head – red.
5. Point to the fox that looks the shortest. Color the “x” to his right – orange.
6. Point to the fox nearest to the top of the tree. Color the “x” below his feet – green.

## PHONEMIC AWARENESS – Sound of Letter – X

Do you hear the sound of “x” – “ksss” at the end of the words below – circle “yes” or “no”

<p>1.</p>  <p>yes no</p>	<p>2.</p>  <p>yes no</p>	<p>3.</p>  <p>yes no</p>	<p>4.</p>  <p>yes no</p>	<p>5.</p>  <p>yes no</p>
---	---	---	--	---